

XP

Special Switches

Double break

XP

Characteristics	<ul style="list-style-type: none"> ■ Long overtravel plunger ■ >3 mm contact gap ■ Reset spring option for increased reset security
Rating	Up to 400 VAC, 16 A
Dimensions (mm)	30 × 32 × 12
Actuator	Plain or mushroom plungers
Approvals	UL, CSA, ENEC



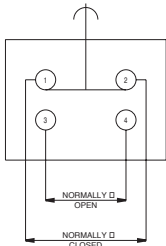
Preferred Range

Ordering Reference	Actuating Force (N)	Actuating Force (ozf)	Operating pos. (mm)	Operating pos. (in)	Terminal	Circuit	Actuator	Contacts	Electrical rating
XP2Z11	3.0	10.0	14.9	0.587	Faston	CO	Straight plunger	Silver nickel	Up to 400 VAC, 16 A
XP4Z11	1.8	6.2	14.9	0.587	Faston	NC	Straight plunger	Silver nickel	Up to 400 VAC, 16 A
XP5Z11	3.0	10.0	13.0	0.511	Faston	NO	Straight plunger	Silver nickel	Up to 400 VAC, 16 A
XP2E1Z11	6.5	23.3	14.9	0.587	Faston	CO	Mushroom plunger, reset	Silver nickel	Up to 400 VAC, 16 A
XP4E1Z11	3.8	13.4	14.9	0.587	Faston	NC	Mushroom plunger, reset	Silver nickel	Up to 400 VAC, 16 A
XP5E1Z11	6.5	23.3	13.0	0.511	Faston	NO	Mushroom plunger, reset	Silver nickel	Up to 400 VAC, 16 A
XP2E2Z11	3.0	10.0	14.9	0.587	Faston	CO	Mushroom plunger, reset	Silver nickel	Up to 400 VAC, 16 A

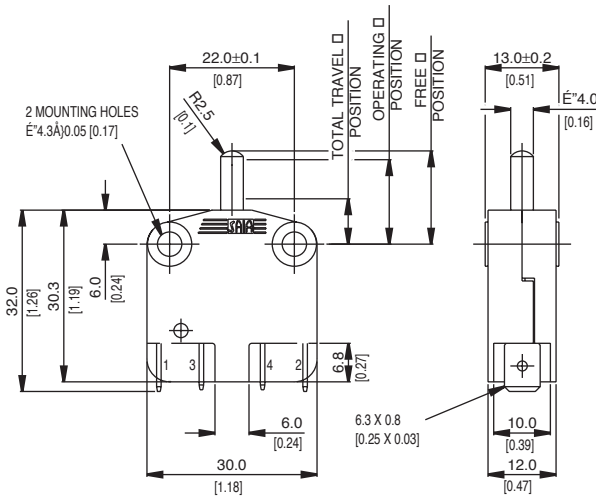
Specifications

Housing	Glass fibre reinforced nylon
Plunger	Glass fibre reinforced nylon
Mechanism	Change-over, normally open, normally closed
Contacts	Silver
Terminals	6.3 mm (0.25 in) faston (quick connect) - brass
Temperature range °C	-20°C to +140°C
Mechanical life	10 ⁷ cycles minimum (impact free actuation)
Protection	IP40 (enclosure)
Mounting	Screw mounting
Actuators	Straight or mushroom plunger
Special features	Optional reset spring for increased reset security

Circuit diagram



Dimensions

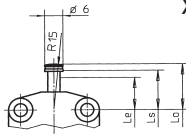
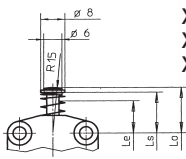
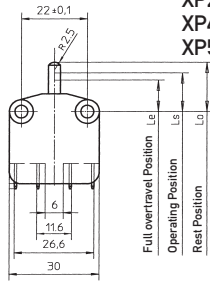


Recommended maximum electrical ratings

Voltage (max)	Resistive load (A)	Inductive load	Horsepower	Approval
250 VAC	16 (0.75 pf)	-	-	UL 1054/CSA 22.2 No. 55 - 6,000 operations
125 VAC	-	-	¼ HP (0.45 pf)	UL 1054 - Horsepower- 6,000 operations
250 VAC	-	-	¼ HP (0.45 pf)	UL 1054 - Horsepower- 6,000 operations
250 VAC	16	6	-	EN.60158-1 T85 (°C) 50,0000 operations
400 VAC	16	4	-	EN.60158-1 T85 (°C) 10,0000 operations
0-15 VDC	10	-	-	General rating - 50,000 operations
15-30 VDC	7	-	-	General rating - 50,000 operations

Operating Characteristics

Actuator	Reference	Actuating Force Maximum		Release Force Minimum		Free Position Maximum		Operating Position		Total Travel Position Maximum		Over travel	
		(N)	(ozf)	(N)	(ozf)	(mm)	(in)	(mm)	(in)	(mm)	(in)	(mm)	(in)
Straight plunger	XP2Z11	3.00	10.0	5.5	19.7	15.3	0.602	14.9 ± 0.4	0.587 ± 0.016	8.0	0.315	4.5	0.177
	XP42Z11	1.75	6.20	5.5	19.7	15.3	0.602	14.9 ± 0.4	0.587 ± 0.016	8.0	0.315	6.5	0.256
	XP52Z11	3.00	10.0	5.5	19.7	16.6	0.653	13.0 ± 0.4	0.511 ± 0.016	8.0	0.315	4.5	0.177
Mushroom plunger with reset spring	XP2E1Z11	6.5	23.3	9.0	32.3	15.3	0.602	14.9 ± 0.4	0.587 ± 0.016	10.5	0.413	2.1	0.082
	XP42E1Z11	3.75	13.4	9.0	32.3	15.3	0.602	14.9 ± 0.4	0.587 ± 0.016	10.5	0.413	4.0	0.157
	XP52E1Z11	6.5	23.3	9.0	32.3	16.6	0.653	13.0 ± 0.4	0.511 ± 0.016	10.5	0.413	2.1	0.082
Mushroom plunger	XP2E2Z11	3.0	10.0	5.5	19.7	15.3	0.602	14.9 ± 0.4	0.587 ± 0.016	8.6	0.339	4.0	0.157



Ordering Reference

Type	XP	
	XPS	Positive action
Circuit	2	Changeover
	42	Normally closed
	52	Normally open
Actuators	No digit	Straight plunger
	E1	Mushroom plunger with reset spring
	E2	Mushroom plunger
Approvals	Z11	UL, cUL, CSA and ENEC