


... A flexible, quality solution for new
equipment and modernizations



ISO 9001: 2000



Features

- All-purpose use thanks to large operating range and universal supply 17-240 VAC / DC
- Intelligent self calibrating
- Robust and reliable
- Individually adaptable to the most various of customer needs
- Special high-flex cable tested to 20 million door movements

Technical data

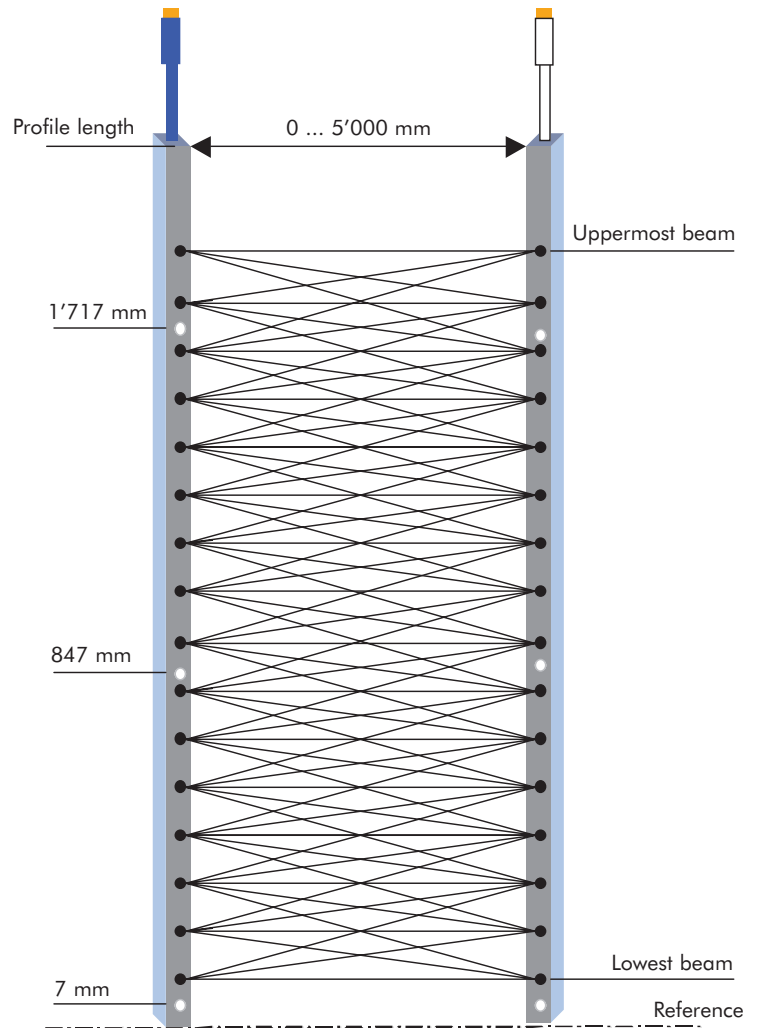
cegard/Max	74 E	74 U / G	74 H / P	114 U / H	154 U / L
Number of elements	16	16	16	24	32
Number of beams	up to 74	up to 74	up to 74	up to 114	up to 154
Supply voltage	15 ... 25 VAC 15 ... 30 VDC	17 ... 240 VAC / DC	17 ... 240 VAC / DC	17 ... 240 VAC / DC	17 ... 240 VAC / DC
Power consumption	max. 100 mA	max. 150 mA	max. 150 mA	max. 150 mA	max. 150 mA
Relay output	250 VAC / 8 A 125 VDC / 0.5 A 30 VDC / 8 A	250 VAC / 8 A 125 VDC / 0.5 A 30 VDC / 8 A	250 VAC / 8 A 125 VDC / 0.5 A 30 VDC / 8 A	250 VAC / 8 A 125 VDC / 0.5 A 30 VDC / 8 A	250 VAC / 8 A 125 VDC / 0.5 A 30 VDC / 8 A
Response time typ.	50 ms	50 ms	50 ms	75 ms	100 ms
Operating range	0 ... 5 m	0 ... 5 m	0 ... 5 m	0 ... 5 m	0 ... 5 m
Lowest beam	20 mm	20 mm	22 mm	20 mm	20 mm
Uppermost beam	1'625 mm	1'625 mm / 1'400 mm	1'822 mm	1'630 mm / 1'814 mm	1'800 mm
Grid	107 mm	107 mm / 95 mm	120 mm	70 mm / 78 mm	57 mm
Profile length	2'000 mm	2'000 mm	1'900 mm / 2'000 mm	1'800 mm / 1'900 mm	1'900 mm / 2'000 mm
Cable length	5 m	5 m	5 m / 5 m fix	5 m	5 m
External light	> 100'000 Lux	> 100'000 Lux	> 100'000 Lux	> 100'000 Lux	> 100'000 Lux
Enclosure rating:					
Control unit	IP 54	IP 54	IP 54	IP 54	IP 54
Opto edge	IP 65	IP 65	IP 65	IP 65	IP 65
Vibration / Shock	IEC 68-2-6	IEC 68-2-6	IEC 68-2-6	IEC 68-2-6	IEC 68-2-6
Temperature range	-20 ... +65°C	-20 ... +65°C	-20 ... +65°C	-20 ... +65°C	-20 ... +65°C
EN 81-70	No	No	Yes	No / Yes	Yes

DATASHEET

Technical drawing

Robust control unit

- Space required H x B x T = 200 x 128 x 45 mm
- Plastic housing with screw-on cover, IP54, four grommets
- Four mounting holes for floor or side mounting

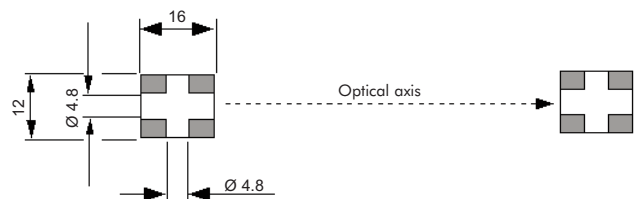


Emitter and receiver edge

Natural anodised / black anodised



Cross-section



(All dimensions in mm)

Order information

Part No.	Type	Description
102 795	cegard/Max-74 E	Light curtain, 74 beams, 24 V, emitter and receiver edge natural anodised, cable 5 m
104 263	cegard/Max-74 G	Light curtain, 74 beams, 17 - 240 VAC / DC, emitter and receiver edge natural anodised, cable 5 m
104 104	cegard/Max-74 H	Light curtain, 74 beams, 17 - 240 VAC / DC, emitter and receiver edge natural anodised, cable 5 m
104 287	cegard/Max-74 P	Light curtain, 74 beams, 17 - 240 VAC / DC, emitter and receiver edge natural anodised, cable 5 m fix
103 025	cegard/Max-74 U	Light curtain, 74 beams, 17 - 240 VAC / DC, emitter and receiver edge natural anodised, cable 5 m
102 846	cegard/Max-74 T	Light curtain, 74 beams, 17 - 240 VAC / DC, test input, emitter and receiver edge natural anodised, cable 5 m
101 230	cegard/Max-114 U	Light curtain, 114 beams, 17 - 240 VAC / DC, emitter and receiver edge black anodised, cable 5 m
104 110	cegard/Max-114 H	Light curtain, 114 beams, 17 - 240 VAC / DC, emitter and receiver edge black anodised, cable 5 m
102 284	cegard/Max-154 U	Light curtain, 154 beams, 17 - 240 VAC / DC, emitter and receiver edge natural anodised, cable 5 m
103 391	cegard/Max-154 L	Light curtain, 154 beams, 17 - 240 VAC / DC, emitter and receiver edge black anodised, cable 5 m

Special or custom designs on request.